



**Polaris Medical Inc.**  
www.polarismedicalinc.com

# Moving and Handling

## **Wispa™ 200 and 300 Series Ceiling Mounted Hoist Range**

The complete Moving & Handling solution  
for the home, nursing home and hospital





## Chiltern Invadex – the Complete Moving and Handling Solutions Provider

### Flexible track options and accessories

Turntable: Adding flexibility to track layout.  
Manual or powered model options.  
Points: Changes track direction.  
X-Y System: Efficient room coverage.  
Bends: Available in 15°, 30°, 45°, 90° sections.



### Comprehensive Sling Range

Lightweight, flame retardant and durable material.  
Colour coded straps for quick and simple size recognition.  
Paediatric sizes and material available.



### Bariatric Solutions – Wispa Twin Cassette

Safe working load: 445kg (70 stones) (998lbs)  
Free standing gantry system



### Wispa Lite Portable hoist and LiteTrack gantry system

Temporary, emergency or semi-permanent solution  
Freestanding system with no installation  
Easy assembly within 5 minutes  
No tools or step ladders  
210kg (33 stones) (460lb) maximum load (including hoist)



### Survey, Installation and Service

Our nationwide team of trained engineers can quickly install your equipment, and service and maintain it to comply with LOLER regulations, on a 365days/24 hour per day basis.



### Extended Warranty Programmes

Chiltern Invadex Super Care Warranty covers the full cost of breakdown (both parts and labour) for a period of up to five years. Please ask for details.



# Wispa™ 200 and 300 Series Features

## Model options and Lifting capacity

The Wispa range of Ceiling Mounted Hoists - with new features for enhanced performance and ease of operation & service:

- 200 Series: 200kg (31 stone) (440lb)
- 300 Professional model: 272kg (42 stones) (598lb)
- Bariatric model with gantry: 445kg (70 stones) (998lb)

## Reliability testing

- The 200/300 Series hoist has been tested to the durability section of British Standard BS EN ISO 10535: 1998 with thousands of continuous lift and lower tests.
- Extensive ongoing field trials.

## A host of safety features:

### ★ **Emergency stop and lowering facility**

- In the unlikely event of a battery failure the emergency stop/lowering is conveniently located on the underside of the hoist for ease of access and safe, controlled descent.
- Unlike some hoists the 200/300 range has a separate emergency lowering battery in addition to the main battery, so the emergency lowering facility is always ready for use.



- The aesthetically designed cover is securely retained by a tamper proof screw for added safety.

### + **Weight Overload Limiting device** –

To stop maximum load being exceeded.

If the operator is distracted a limit switch prevents the client being raised too high or lowered too far.

## Options to suit the client, carer and site conditions

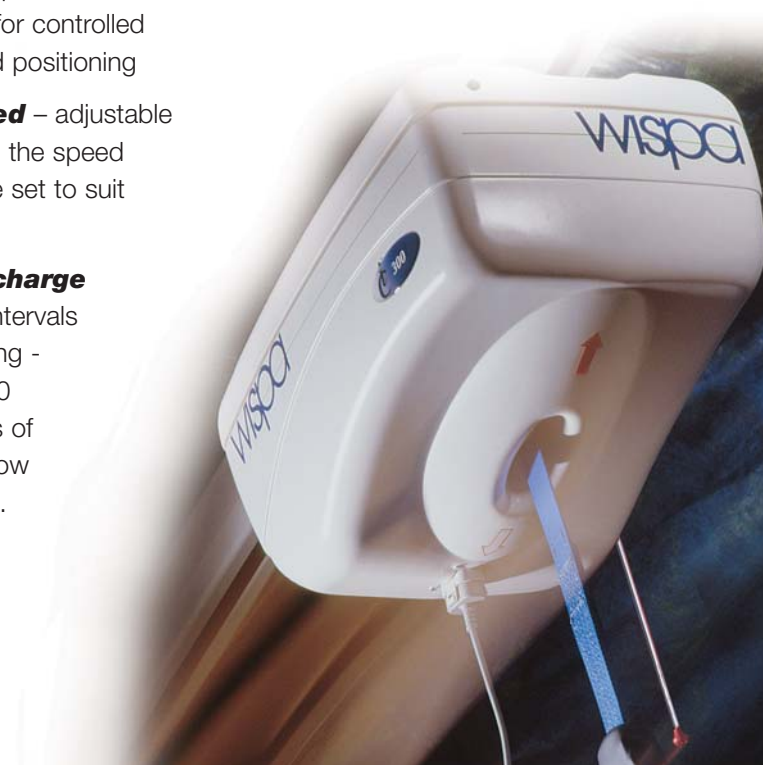
- Freewheel, powered traverse or X-Y option for complete room coverage.
- ▶ **Soft start/stop** – No abrupt stop at the end of travel as Wispa has a soft start/stop for controlled movement and positioning
- ▲ **Variable speed** – adjustable via the handset the speed of travel can be set to suit the individual.
- **Simple to recharge** and with long intervals before recharging - in excess of 250 consecutive lifts of 75kg before a low battery warning.

## ● **Clear, bright hand control for ease of operation**

- 24 volt power for continuous, reliable operation.
- Compatible with Chiltern Invadex Universal, Full support universal, Toileting, MD, Hammock and disposable slings.
- Infrared control option
- Weigh module option

## Installation and service

A nationwide team of trained engineers can quickly install your equipment and service and maintain it to comply with LOLER regulations, on a 365 days/24 hour per day basis.



# Wispa™ 200 and 300 Series Ceiling Mounted Hoist



Self diagnostic - beeps if there is a problem

Charge indicator LED and audible warning to indicate low battery levels

Freewheel or powered traverse models

Ceiling mounted track or freestanding unit options

▶ Soft start/stop for smooth and controlled transfer on all axes

Aesthetically designed case

▲ Variable speed facility on all axes

+ Weight overload limiting device

★ Emergency stop and emergency lowering feature

Simple to recharge

Carry bar with safety hooks and crossover design

Compatible with all Chiltern Invadex patient handling slings and other manufacturers slings with loops subject to risk assessment by a competent professional

● Clear, easy to use handset

X-Y model option allows complete room coverage.



# Moving and Handling

## **Wispa™ 200 and 300 Series Ceiling Mounted Hoist Range**

Lifting solutions for the home,  
nursing home and hospital

One unique range, six different model options. Each intelligently designed to suit both client and carer. Introducing the Wispa range, the safe, powerful solution to moving and handling, with enhanced performance features as standard.



Flexible design also means the Wispa range can be easily connected to the ceiling, or to a free standing unit (subject to site survey).

Aesthetically designed, the Wispa 200 and 300 provide a neat and unobtrusive system, for controlled transfer from the bed, wheelchair or floor.

Wispa fits almost anywhere, even into confined spaces such as multi-bed hospital wards, where limited space may hinder the use of a mobile hoist.





**Versatile**

Chiltern Invadex offer an 'XY' system which can provide complete room coverage. For example, a user could be transferred to any bed in a hospital ward. (see figure a).

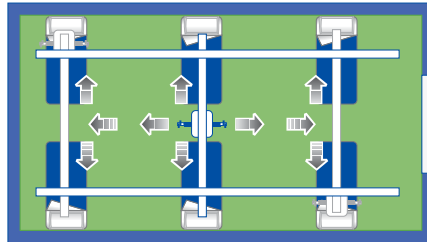


Figure a

Moving between rooms is also made simple. The Wispa allows easy transfer, as ceiling track can be fitted in most rooms throughout the house (see figure b).

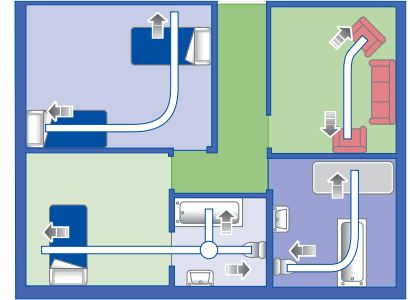


Figure b

**Research and design**

Two years of professional research, in conjunction with the University of Birmingham / University of Central England and customer focus panels have created this leading edge design.

**Service, maintenance and extended warranty programmes**

The european standard EN10535 requires that lifting devices shall be serviced every 12 months\*. LOLER regulations require an additional inspection every six months.

A nationwide team of trained engineers can quickly install your equipment and service and maintain it to comply with LOLER regulations on a 365 days/24 hour per day basis.

\*Subject to conditions - Further information available upon request

**Other products available from Chiltern Invadex include:**

**Showering and Bathing**

- Shower Cubicles
- Level, Easy and Step-in Showers
- Shower Accessories
- Shower Seats and Shower Chairs
- Shower Trolleys and Stretchers
- Walk-in and Easy Transfer Baths.

**Moving and Handling**

- Wheelchairs
- Mobile Hoists
- Slings
- Poolside Hoists.

**Distributed by:  
Polaris Medical Group**

**T 905.467.5152  
F 905.333.0407  
TF 877-377-9988**

**info@polarismedicalinc.com  
www.polarismedicalinc.com**



FM 40009

FM 21085